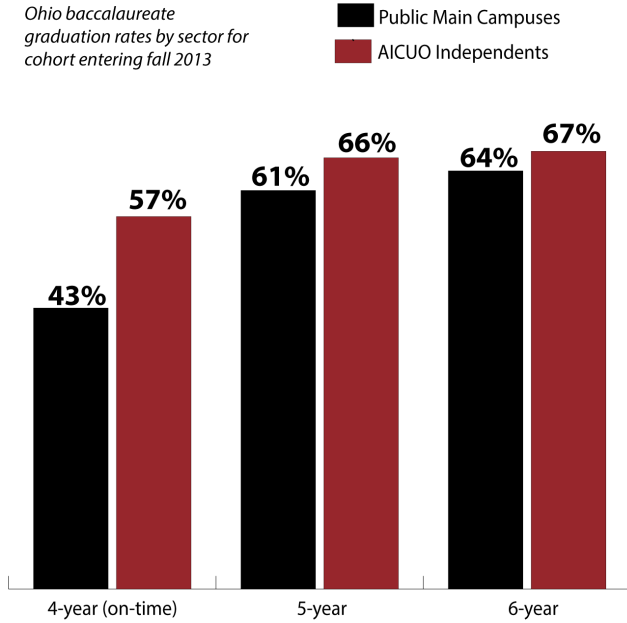


# Get to Know Ohio's Independent Colleges



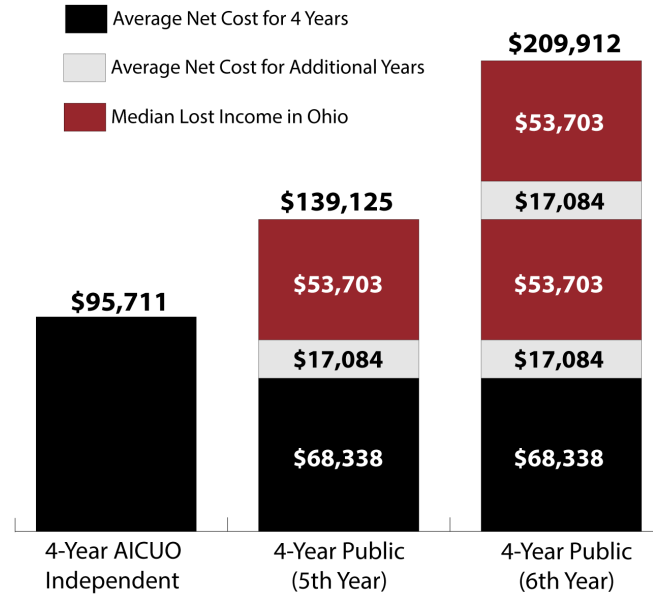
## Graduate (and Faster) at an Ohio Independent College

Ohio baccalaureate graduation rates by sector for cohort entering fall 2013



Note: Includes first-time, full-time students only.  
Source: Integrated Postsecondary Education Data System Graduation Rate Data. (2019).

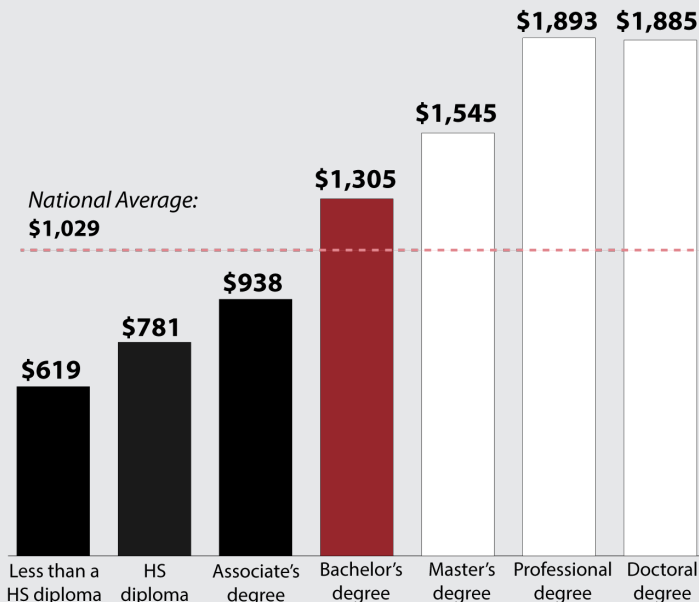
## Ohio Independent Degrees Are More Cost Effective



Sources: Integrated Postsecondary Education Data System Student Net Price Data. (2019).; U.S. Census Bureau American Community Survey Table B20004. (2019).

## Learn More, Earn More

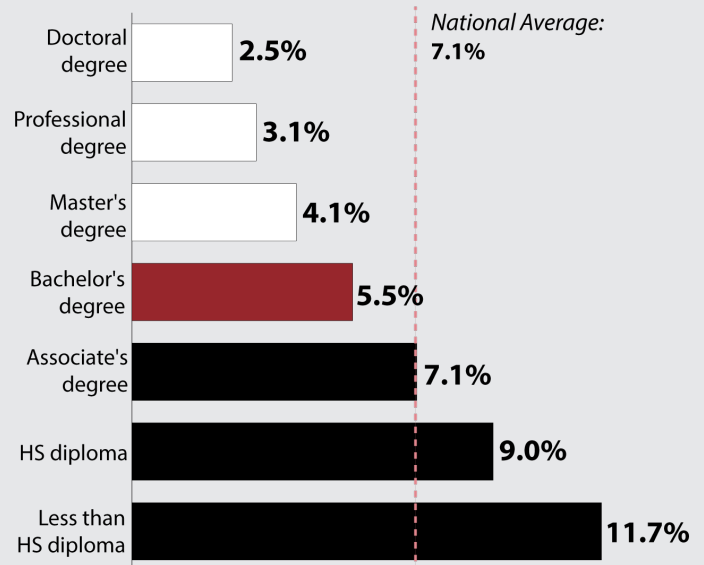
Average weekly earnings in 2020 by educational attainment



Source: U.S. Bureau of Labor Statistics. (2020). Education pays.

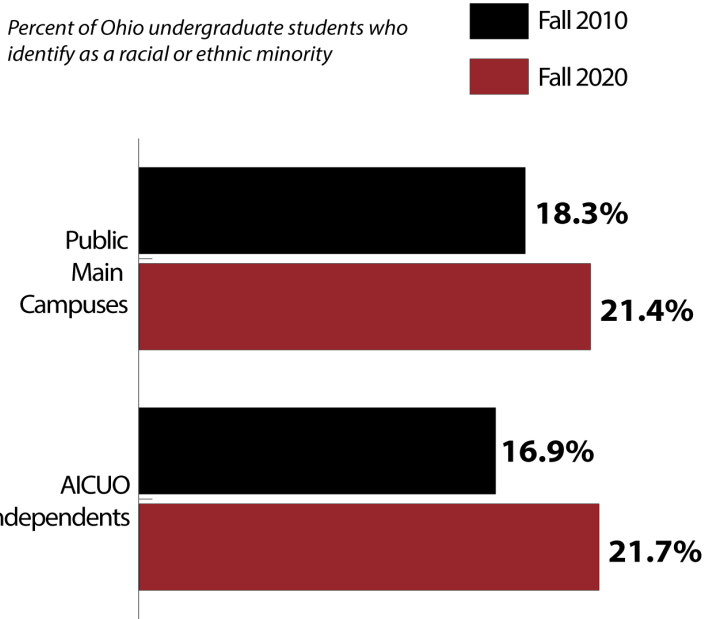
## Better Educated Means Less Likely To Be Unemployed

Average weekly unemployment rate in 2020 by educational attainment



Source: U.S. Bureau of Labor Statistics. (2020). Education pays.

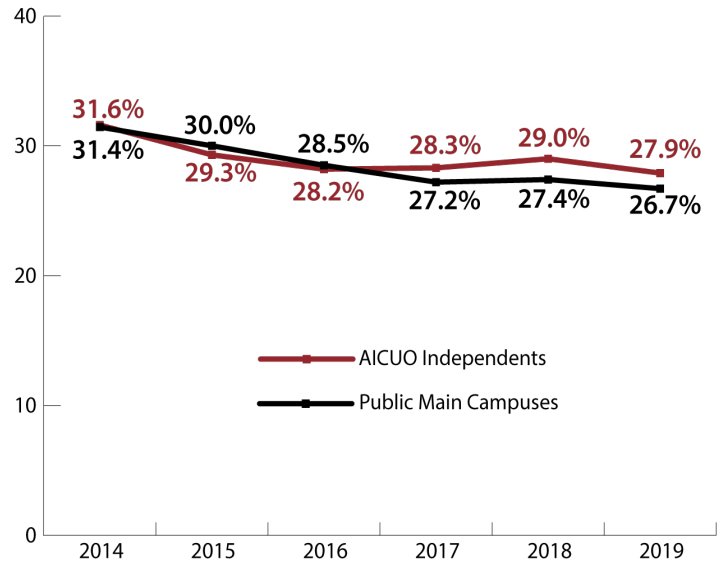
## Minority Enrollment at Ohio Independents Increases Over a Decade



Note: International students, students who did not disclose a racial or ethnic identity, and HBCUs are excluded.  
 Source: Integrated Postsecondary Education Data System Fall Enrollment Data. (2010, 2019).

## Independent Colleges Share Commitment To Serving Low-Income Students

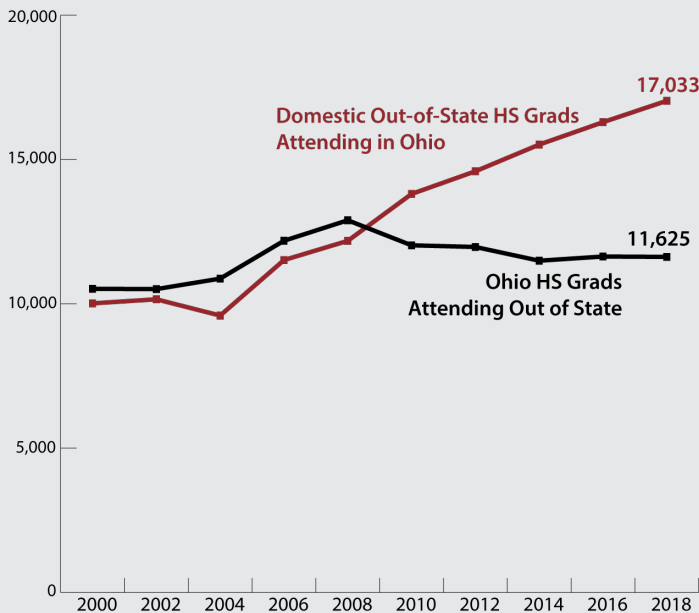
Percentage of undergraduate students awarded Pell Grants at Ohio institutions



Source: Integrated Postsecondary Education Data System Financial Aid Data. (2019).

## Ohio Colleges Are Net Importers Of Domestic Students

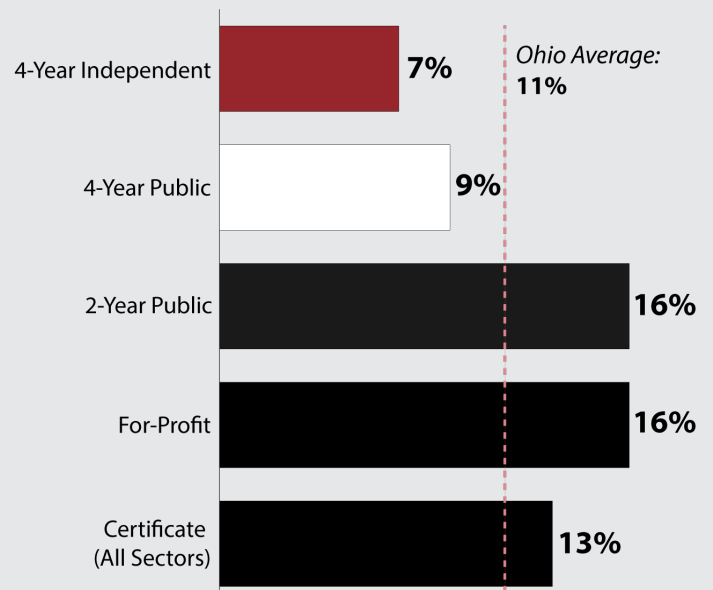
Number of degree- or certificate-seeking recent high school graduates migrating to or from Ohio



Note: Institutions report residency of incoming students every two years.  
 Source: Integrated Postsecondary Education Data System Fall Enrollment Data. (2019).

## Ohio Independent College Grads Are Least Likely to Default on Loans

Average Ohio student loan default rate by institution type



Source: U.S. Department of Education. (2020). Official Cohort Default Rates for Schools.